

Senior Ad Information 2010-2011

Please Read Carefully - Ads will be on sale, Monday, October 4-Tuesday, October 5 3:40-4:30, and Wednesday, October 6-Thursaday, October 7 3:40-5:00, beside the Media Center.

Dear Seniors and Parents/Guardians of Seniors,

Attached you will find information needed to purchase an ad page in the 2010-2011 yearbook. Yearbook pages will be based on pre designed templates. You may purchase any template you choose and personalize them with pictures and text. Listed below are exact directions for preparing your pictures and text.

First look over the attached templates and decide which one you like the best. Remember all ads can be color or black and white except for the full spread ad (2 pages) which is only available in color. Once you have decided on the ad you want it is time to start gathering your pictures and writing text for your ad. Use the following guidelines to help you prepare your text and pictures.

Text:

- Please use the sheet provided for your text or you may provide your text on CD as a Microsoft Word Document (Please do not send floppy disks).

- Maximum number of words:

85 words for all half page ads (color or black and white)

115 words for all full page ads (color or black and white)

250 words for full spread ads (color only)

Be certain to stay within the maximum number of words for the ad you are purchasing. Please note that the number of words includes ALL words other than the name or headline located in the box at the top of the ad. Please be accurate in your word count. We will edit the number of words without notice if it exceeds the number specified.

Pictures:

- | |
|---|
| Include a picture for each frame in your ad. It is VERY IMPORTANT to keep in mind that the pictures you choose should match the orientation of the frame that you want that picture to be in. (i.e. vertical pictures for vertical frames and horizontal pictures for horizontal frames). |
|---|
- All pictures should be labeled on the back with an A, B, C, etc., corresponding with the frame in which the picture is to be included.
- All pictures should be labeled on the back with the name of the person for whom the ad is being purchased.

Special Notes:

- Pictures that have been cut/alterd from their originally intended size will not be accepted.
- Do not tape pictures to a page for layout purposes, labeling pictures to match the template will alleviate this need.

- The largest picture you send should be no larger than 5x7.
- Send exactly the number of pictures needed for the layout you have chosen. Only include pictures to be used. The number of pictures should correspond exactly with the number of pictures in the template you have chosen.
- Do not send disks with your pictures instead send the originals (All pictures must be scanned at the proper resolution, scale, and format).
- Prints of pictures from inkjet printers and laser printers do not reproduce well. Please send professional prints (Walmart, Kodak, etc...).
- Slick finished prints reproduce better than matte finish prints.
- We will digitally size and crop your images to fit the frame in the layout; your pictures will not be damaged or altered in anyway.
- Pictures will be returned to your child during graduation practice.
- Proofs with watermarks will NOT be accepted.

Prices:

Full Spread Color	450.00
Full Page Color	250.00
Full Page B&W	150.00
Half Page Color (V or H)	130.00
Half Page B&W (V or H)	85.00

Proofs:

Proofs will be made for all ads. More information will be available later.

Receipt #:

Order Form

This form must be filled out for each ad purchased

Name of person purchasing Ad _____

Name(s) of student(s) in Ad _____

Check the layout you want

- Color Full Spread 10 Pictures 450.00
- Color Full Page 11 Pictures 250.00
- Color Full Page 7 Pictures 250.00
- Color Full Page 5 Pictures 250.00
- Color Full Page 3 Pictures 250.00
- Color Full Page 2 Pictures 250.00
- Color Full Page 1 Picture 250.00
- B&W Full Page 11 Pictures 150.00
- B&W Full Page 7 Pictures 150.00
- B&W Full Page 5 Pictures 150.00
- B&W Full Page 3 Pictures 150.00
- B&W Full Page 2 Pictures 150.00
- B&W Full Page 1 Picture 150.00
- Color Half Page V 4 Pictures 130.00
- Color Half Page V 3 Pictures 130.00
- Color Half Page V 2 Pictures 130.00
- Color Half Page V 1 Picture 130.00
- Color Half Page H 4 Pictures 130.00
- Color Half Page H 3 Pictures 130.00
- Color Half Page H 2 Pictures 130.00
- Color Half Page H 1 Picture 130.00
- B&W Half Page V 4 Pictures 85.00
- B&W Half Page V 3 Pictures 85.00
- B&W Half Page V 2 Pictures 85.00
- B&W Half Page V 1 Picture 85.00
- B&W Half Page H 4 Pictures 85.00
- B&W Half Page H 3 Pictures 85.00
- B&W Half Page H 2 Pictures 85.00
- B&W Half Page H 1 Picture 85.00

All Checks should be made payable to South Effingham High School

Release: South Effingham High School assumes no responsibility for lost or damaged pictures or for typographical errors or any other type of error either by you or the South Effingham High School Annual Staff. By signing below you are acknowledging that you understand that the yearbook is a student created book and therefore is subject to errors. While every possible precaution is taken against making errors they occasionally do occur.

Signature of person paying for the Senior Ad: _____ Date _____

10 PICTURE FULL SPREAD

Student Name _____



B



C



D



This is the gutter between pages. Be careful to choose a picture that does not have an important feature in this area. This box will not appear in your layout.

A

A sub headline goes here. Ten words maximum please.


origami flourished in other parts of the world, as well. Arabs brought the secrets of papermaking to North Africa, and in the eighth century AD, the Moors brought the secrets of Spain. The Moors, devoutly religious, were forbidden to create representational figures. Their paper-making was a study in geometry. After the Moors were driven out of Spain during the Inquisition (Judith gave me a look, but then softened into a smile), the Spanish developed paperfolding, which sounds to me like some sort of infamization of the Popset ligaments. Anyway, this technique is still popular in Spain and Argentina.

Which sounds to me like some sort of infamization of the Popset ligaments. Anyway, this technique is still popular in Spain and Argentina. Origami flourished in other parts of the world, as well. Arabs

East-Whiner,
Mom and Dad




E




F



G



H



1 PICTURE FULL PAGE



Student Name

origami flourished in other parts of the world, as well. Arabs brought the secrets of papermaking to North Africa, and in the eighth century AD, the Moors brought the secrets of Spain. The Moors, devoutly religious, were forbidden to create representational figures. Their paper-folding was a study in geometry. After the Moors were driven out of Spain during the Inquisition (Judaism gave me a look, but then softened into a smile), the Spanish developed papercrafts, which owe me the same sort of inflammation of the Pope's ligaments. Anyway, this technique is still popular in Spain and Argentina.

Best wishes,
Mom and Dad


2 PICTURE FULL PAGE



Student Name

origami flourished in other parts of the world, as well. Arabs brought the secrets of papermaking to North Africa, and in the eighth century AD, the Moors brought the secrets of Spain. The Moors, devoutly religious, were forbidden to create representational figures. Their paper-folding was a study in geometry. After the Moors were driven out of Spain during the Inquisition (Judaism gave me a look, but then softened into a smile), the Spanish developed papercrafts, which owe me the same sort of inflammation of the Pope's ligaments. Anyway, this technique is still popular in Spain and Argentina.

Best wishes,
Mom and Dad




5 PICTURE FULL PAGE

Student Name



○ figures flourished in other parts of the world, as well. Arabians brought the secrets of papermaking to North Africa, and in the eighth century AD, the Moors brought the secrets of Spain. The Moors, deviously religious, were forbidden to create representational figures. Their paper-folding was a study in geometry. After the Moors were driven out of Spain during the Inquisition (Judith gave me a look, but then softened into a smile), the Spanish developed paper-folds, which sounds to me like some sort of inflammation of the Pope's ligaments. Anyways, this technique is still popular in Spain and Argentina.

Bert Whitson,
Mom and Dad




3 PICTURE FULL PAGE

Student Name





○ figures flourished in other parts of the world, as well. Arabians brought the secrets of papermaking to North Africa, and in the eighth century AD, the Moors brought the secrets of Spain. The Moors, deviously religious, were forbidden to create representational figures. Their paper-folding was a study in geometry. After the Moors were driven out of Spain during the Inquisition (Judith gave me a look, but then softened into a smile), the Spanish developed paper-folds, which sounds to me like some sort of inflammation of the Pope's ligaments. Anyways, this technique is still popular in Spain and Argentina.

Bert Whitson,
Mom and Dad




11 PICTURE FULL PAGE

Student Name



figures furnished in other parts of the world, as well. Arabs brought the secrets of papermaking to North Africa, and in the eighth century AD, the Moors brought the secrets of Spain. The Moors, devoutly religious, were forbidden to create representational figures. Their paper folding was a study in




geometry. After the Moors were driven out of Spain during the Inquisition (Judith gave me a look, but then softened into a smile), the Spanish developed paperfolds, which sounds to me like some sort of infamnation of the Popish ligaments. Anyway, this technique is still popular in Spain and Argentina. The Moors were driven out of Spain during dinner.

Best Wishes,
Mom and Dad

7 PICTURE FULL PAGE

Student Name




figures furnished in other parts of the world, as well. Arabs brought the secrets of papermaking to North Africa, and in the eighth century AD, the Moors brought the secrets of Spain. The Moors, devoutly religious, were forbidden to create representational figures. Their paper folding was a study in geometry. After the Moors were driven out of Spain during the Inquisition (Judith

gave me a look, but then softened into a smile), the Spanish developed paperfolds, which sounds to me like some sort of infamnation of the Popish ligaments. Anyway, this technique is still popular in Spain and Argentina.

Best Wishes,
Mom and Dad

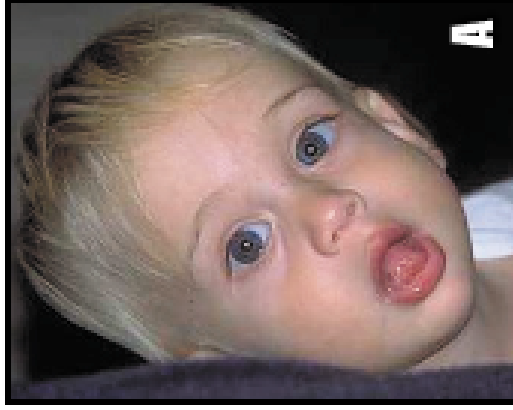
Student Name



Original flourished in other parts of the world, as well. Arabs brought the secrets of papermaking to North Africa, and in the eighth century AD, the Moors brought the secrets of Spain. The Moors, devoutly religious, were forbidden to create representational figures. Their paper folding was a study in geometry. After the Moors were driven out of Spain during the Inquisition (Judith gave me a look, but then softened into a smile), the Spanish developed papirifolds.

Best Wishes, Mom and Dad

Student Name



Original flourished in other parts of the world, as well. Arabs brought the secrets of papermaking to North Africa, and in the eighth century AD, the Moors brought the secrets of Spain. The Moors, devoutly religious, were forbidden to create representational figures. Their paper folding was a study in geometry. After the Moors were driven out of Spain during the Inquisition (Judith gave me a look, but then softened into a smile), the Spanish developed papirifolds.

Best Wishes, Mom and Dad


Student Name



Original flourished in other parts of the world, as well. Arabs brought the secrets of papermaking to North Africa, and in the eighth century AD, the Moors brought the secrets of Spain. The Moors, devoutly religious, were forbidden to create representational figures. Their paper folding was a study in geometry. After the Moors were driven out of Spain during the Inquisition (Judith gave me a look, but then softened into a smile), the Spanish developed papirifolds.

Best Wishes, Mom and Dad

Student Name




Original flourished in other parts of the world, as well. Arabs brought the secrets of papermaking to North Africa, and in the eighth century AD, the Moors brought the secrets of Spain. The Moors, devoutly religious, were forbidden to create representational figures. Their paper folding was a study in geometry. After the Moors were driven out of Spain during the Inquisition (Judith gave me a look, but then softened into a smile), the Spanish developed papirifolds.

Best Wishes, Mom and Dad

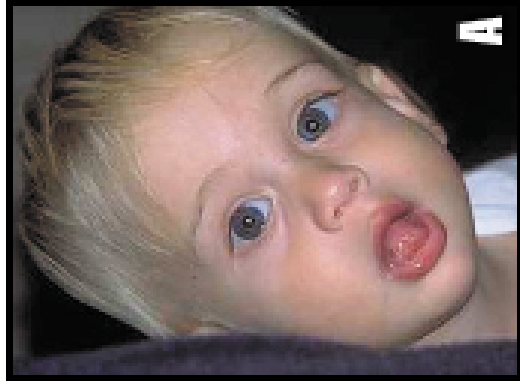
Student Name

origami flourished in other parts of the world, as well. Arabs brought the secrets of papermaking to North Africa, and in the eighth century AD, the Moors brought the secrets of Spain. The Moors, devoutly religious, were forbidden to create representational figures. Their paper folding was a study in geometry. After the Moors were driven out of Spain during the Inquisition (Judith gave me a look, but then softened into a smile), the Spanish developed paperfolds.

Best With: Mom and Dad




Student Name




origami flourished in other parts of the world, as well. Arabs brought the secrets of papermaking to North Africa, and in the eighth century AD, the Moors brought the secrets of Spain. The Moors, devoutly religious, were forbidden to create representational figures. Their paper folding was a study in geometry. After the Moors were driven out of Spain during the Inquisition (Judith gave me a look, but then softened into a smile), the Spanish developed paperfolds.

In other parts of the world, as well. Arabs brought the secrets of papermaking to North Africa, and in the eighth century AD, the Moors brought the secrets of Spain. The Moors, devoutly religious, were forbidden to create representational figures. Their paper folding was a study in geometry. After the Moors were driven out of Spain during the Inquisition (Judith gave me a look, but then softened into a smile), the Spanish developed paperfolds.

Best With: Mom and Dad




Student Name



origami flourished in other parts of the world, as well. Arabs brought the secrets of papermaking to North Africa, and in the eighth century AD, the Moors brought the secrets of Spain. The Moors, devoutly religious, were forbidden to create representational figures. Their paper folding was a study in geometry. After the Moors were driven out of Spain during the Inquisition (Judith gave me a look, but then softened into a smile), the Spanish developed paperfolds.

Best With: Mom and Dad



Student Name

origami flourished in other parts of the world, as well. Arabs brought the secrets of papermaking to North Africa, and in the eighth century AD, the Moors brought the secrets of Spain. The Moors, devoutly religious, were forbidden to create representational figures. Their paper folding was a study in geometry. After the Moors were driven out of Spain during the Inquisition (Judith gave me a look, but then softened into a smile), the Spanish developed paperfolds.

Dad

